

# Composition

A quick method for moving from snapshots to  
photography

# Today's points

- Snapshots vs Photographs
- Taking good images
- Rule of Thirds
- Leading Lines
- Framing
- Foreground, background
- Parallel lines and Patterns
- Tell a story or ask a question
- Evoke emotional response

# Snapshots vs photographs

- The main difference between snapshots and photographs is the time spent thinking about the image sought.
- Usually there is no thought before taking a snapshot
- A photograph requires consideration of
  - What is the subject of the photo?
  - How do I want to show the subject?
  - How am I going to achieve this?
  - Often requires very little time but always requires some time

# The subject

- Usually obvious to the photographer but not necessarily to the viewer.
- Often merely being mentally aware of the subject matter is sufficient to make the photographer consider the next step

# How do I want to show the subject?


- Is physical location important?
- Is pose important?
- Is angle important?

# Composition

- Probably the three most important considerations for achieving the image you wish are lighting, focus and composition.
- We are going to talk a little about some composition tips.

# Rule of Thirds

- OK the strong suggestion of thirds
- Often placing the subject off centre provides more interest and allows the subject to be placed in context



# Rule of thirds

**Can change the image  
subtlety**



# Rule of Thirds




# Rule of Thirds



# Leading Lines (draw them in)

- Leading lines do just that
- Can be solid, broken or implied
- Can be artificial or natural
- Generally left lower toward the subject is most effective


# Leading Lines



# Leading Lines




# Leading Lines



# Leading Lines







# Parallel lines and patterns





# Framing

**Establishes boundaries**

**Can be artificial or natural**

**Is not normally the subject**

**Careful. Some subjects are framing sensitive**



# Framing







# Background and foreground

**Can be used to add interest**

**Can place a subject in context**

**Can give a sense of scale**

**Watch out for distractions**




# Foreground



photosbydave.org

# Foreground /Background



# Oops

Clutter or distractions




Tell a story or ask  
a question



Evoked an  
emotion




Evoke an  
emotion





# Photo credits

- These photos are courtesy of National Geographic Clip Arts



# Photo credits

- Courtesy of the Province Newspaper

